



Grammarly is a learning tool that helps to develop writing skills, reinforce proper revision habits and prevent plagiarism



400+ Points of Grammar Checking

Grammarly checks for more than 400 common grammar, spelling, punctuation and style errors, saving time for students and faculty.



Built-In Plagiarism Checker

To support your research, every Grammarly EDU license comes with a plagiarism check. In addition to over 16 billion web pages, it scans proprietary databases of scholarly journals.



LMS Integration

Grammarly integrates directly with your browser, working seamlessly with Canvas, Blackboard, D2L and many other platforms.

Getting Started

To create your account, please follow the steps below:

- Go to grammarly.com/edu
- Click "Join Your Organization" at the top right corner
- Provide your name, school email, and set up a password
- Check your inbox for an email from Grammarly and click on the activation link
- Apply the access code (optional)

Join Your Organization

Please create a new account or [log in](#) if you have one already.

By signing up, you agree to the [Terms and Conditions](#) and [Privacy Policy](#). You also agree to receive product-related emails from Grammarly from which you can unsubscribe at any time.

You will receive a confirmation email with an activation link. Once you have confirmed your subscription, you will be instantly redirected to the Grammarly Editor.



Please check your email.

Please follow the confirmation link we have sent to **email@your.domain**.

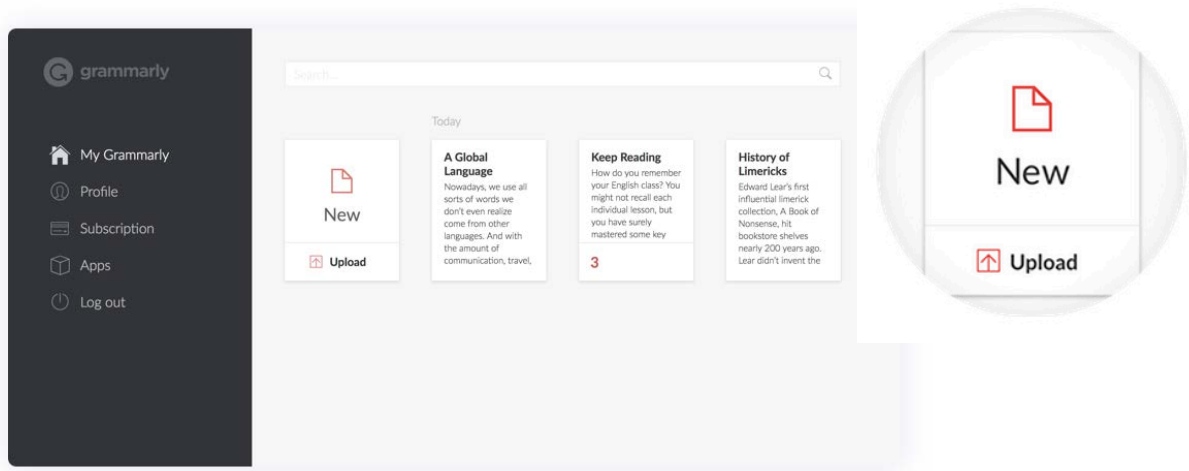
Didn't get the link? [Resend email](#).

You may also receive a confirmation email sent by your institution's admin, and in this case, you would only need to accept it and follow the instructions in the email.

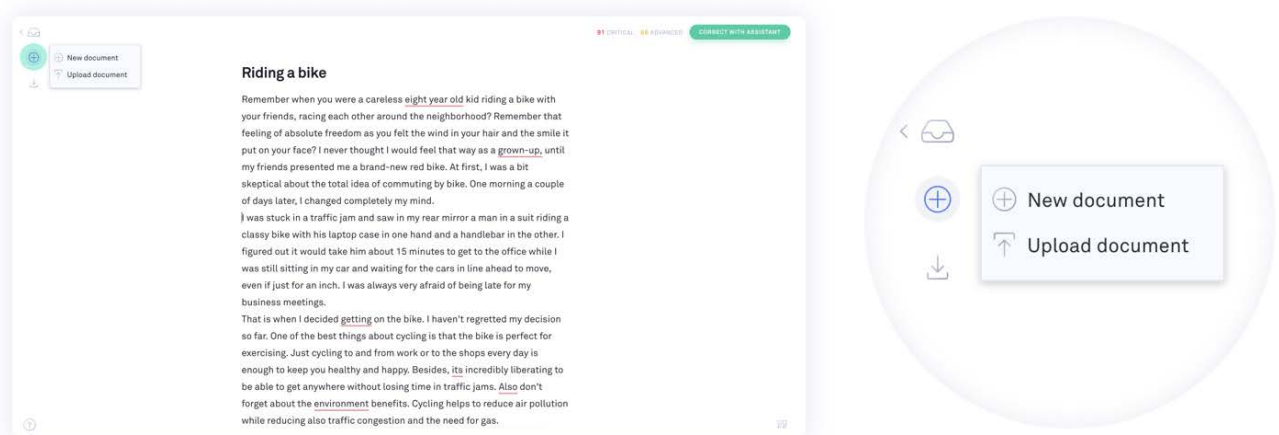
Grammarly Dashboard

This is where you can manage your account settings and documents. Here you can upload new texts, delete old ones, and much more (you're welcome to explore all the options!).

You can start working on a **new document** by clicking the New button. If you want to check an existing document on your computer, click Upload.

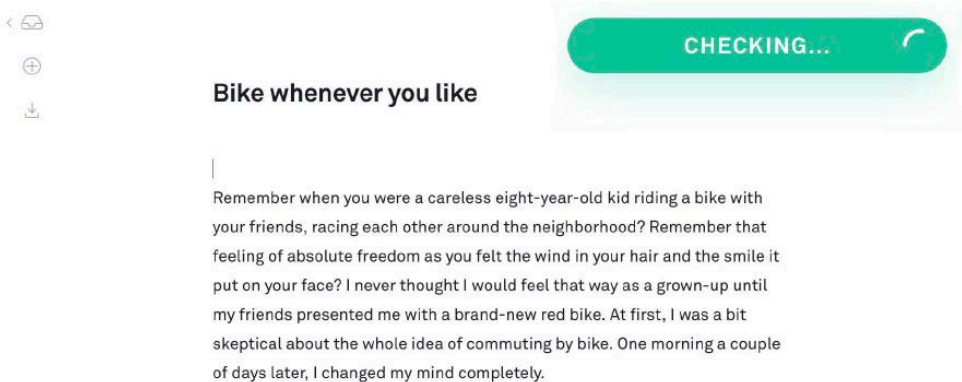


You can also upload another document for checking after you've started editing. Simply use these options.



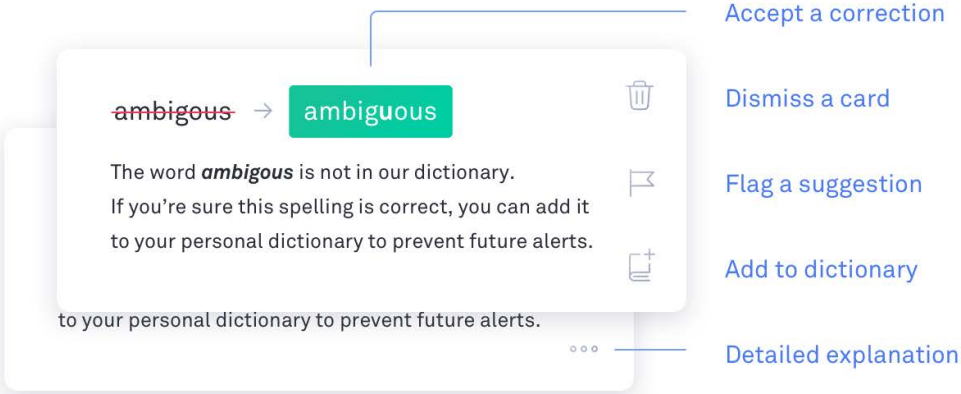
Editing Text

Grammarly automatically checks everything you type, making it easy to spot and fix errors quickly. When your document is being checked, a notification appears in the status bar at the bottom of the page. You can keep typing, and Grammarly will continue checking.



You can tell if there's a mistake in your text by the underlines. Click on any underlined word to see Grammarly's suggestions.

To accept a correction, simply click on it:



If you'd like to ignore a suggestion, simply click the trash can icon to dismiss it.

If a suggestion is incorrect or you'd like to report it for any reason, click the flag icon and choose your preferred option to proceed.

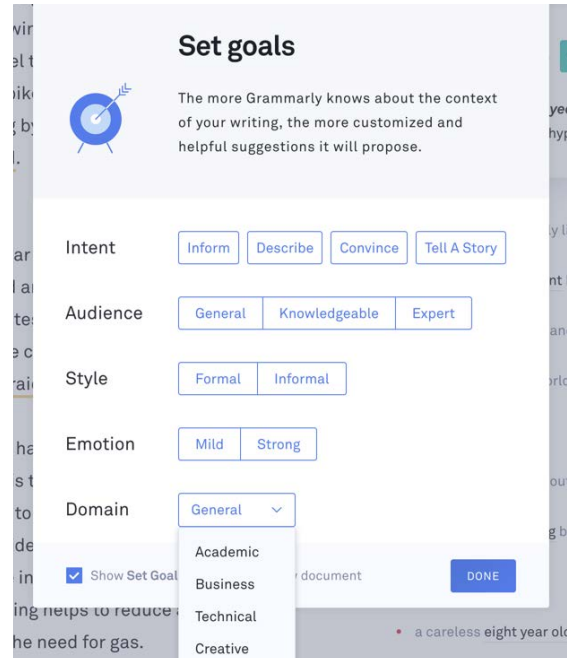
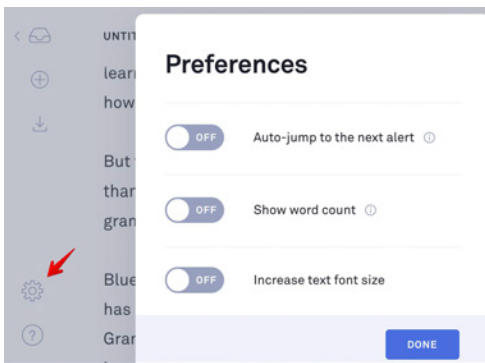
To see a detailed explanation about a suggestion, click the three dots at the bottom of the alert.

Adjusting Your Settings

If you want to achieve a specific goal with your text, Grammarly's here to help! Simply select your preferred goals in the menu.

You can also adjust checking to a particular document type, just select your preferred domain from the list.

In Preferences, you can toggle the word count, font size and auto-jump to the next alert.



The personal Dictionary lets you keep unique words that you don't want to be flagged as misspellings.

There is a set of spelling and punctuation rules you can choose according to your language preferences.

Language Preference

I write in

Australian English

- American English
- British English
- Canadian English

Customize

Personal Dictionary

Improve your Grammarly experience by adding words to your personal dictionary. These words will no longer be flagged as misspellings.

Add a new word

ADD

Bamozai
Corlette
detalization

Plagiarism Check

Grammarly crosschecks your text against over 16 billion web pages, and thousands of articles licensed by ProQuest™. It highlights plagiarized passages that have been previously published elsewhere and offers citation data to create a reference in MLA, APA and Chicago Manual of Style (Turabian).

Bike whenever you like

Remember when you were a careless eight-year-old kid riding a bike with your friends, racing each other around the neighborhood? Remember that feeling of absolute freedom as you felt the wind in your hair and the smile it put on your face? I never thought I would feel that way as a grown-up until my friends presented me with a brand-new red bike. At first, I was a bit skeptical about the whole idea of commuting by bike. One morning a couple of days later, I changed my mind completely. I was stuck in a traffic jam and saw in my rear mirror a man in a suit riding a classy bike with his laptop case in one hand and a handlebar in the other. I figured out it would take him about 15 minutes to get to the office while I was still sitting in my car and waiting for the cars in line ahead to move, even if just for an inch. I was always terrified of being late for my business meetings.

99% Plagiarism ⓘ Back to all alerts ×

35% of your text matches this source:

The benefits of riding a bike for good health a
<https://www.yes4health.us/the-benefits-of-riding-a-bi...>

Reference data – click to copy
The benefits of riding a bike for good health and sound. <https://...>

1 MATCH ⋮

- One of the best things about cycl... — www.coursehero.com
- You can stop anywhere you want... — www.coursehero.com
- hulkfan123 (Bruce Roderick) | De... — www.deviantart.com

You can download a detailed PDF report with document statistics by clicking Correct with Assistant and selecting the Performance option. This section offers a lot of useful information about your text, including plagiarism percentage, word count and the number of characters.

Performance

This text scores better than 71% of all text checked by Grammarly where comparable goals were set. 71

Word Count

Characters	12,729	Reading time	9 min 57 sec
Words	2,488	Speaking time	19 min 8 sec
Sentences	158		

Readability

Metrics compared to other Grammarly users

Word length	4	Below average
Sentence length	15.7	Above average
Readability score	77	

Your text is likely to be understood by a reader who has at least a 7th-grade education (age 12) and should be easy for most adults to read.

Vocabulary

Matches compared to other Grammarly users

[DOWNLOAD PDF REPORT](#) [CLOSE](#)

General metrics

381	65	3	15 sec	30 sec
characters	words	sentences	reading time	speaking time

Score

88

This text scores better than 88% of all texts checked by Grammarly

Writing Issues

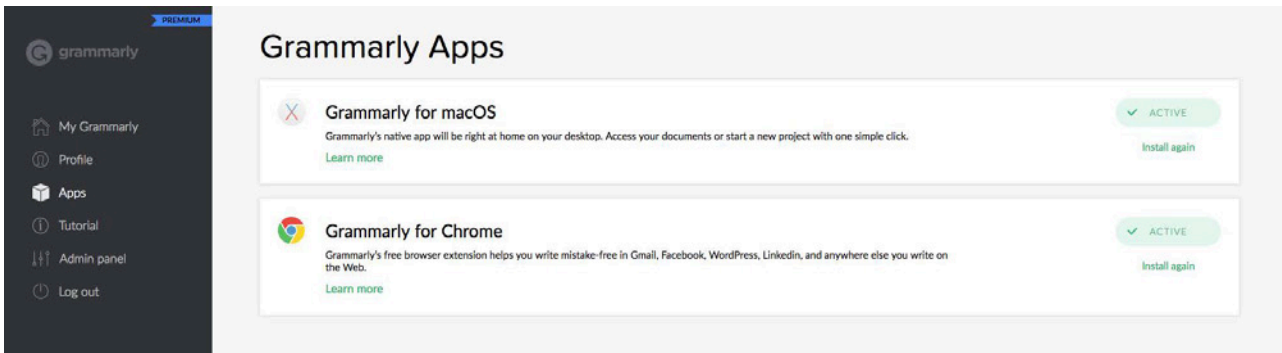
2	✓ Critical	2
Issues left		Advanced

Plagiarism

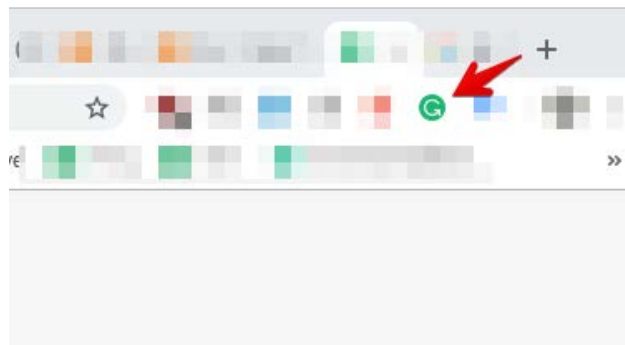
51% 2 sources

51% of your text matches 2 sources on the web or in archives of academic publications

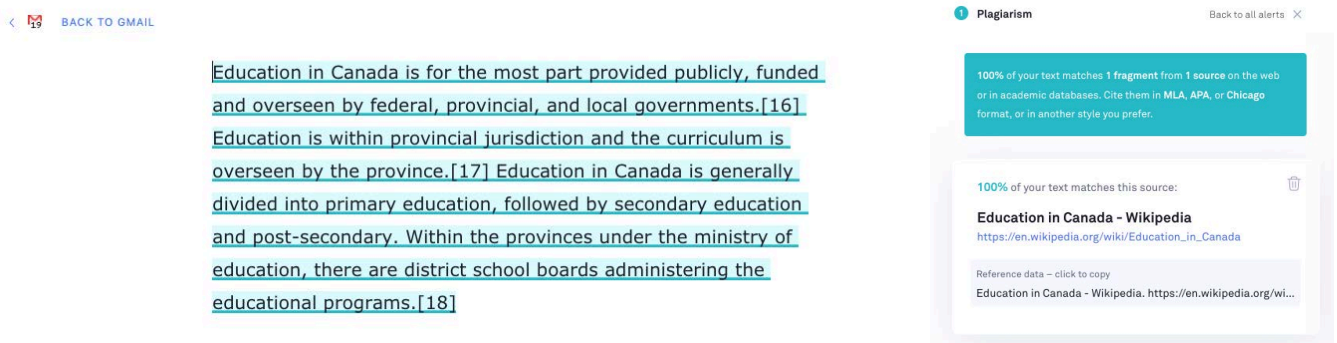
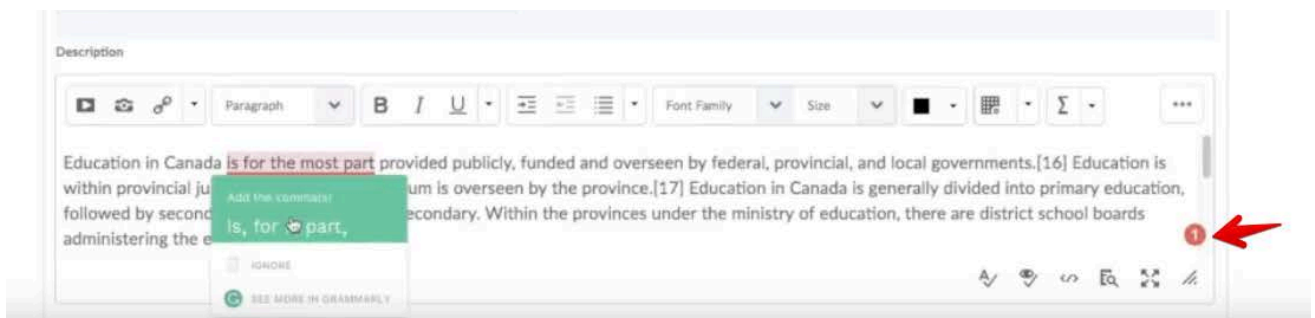
To do a quick check of your assignment or discussion post in LMS, you can use Grammarly Browser Extension. It can be downloaded at <https://app.grammarly.com/apps>



The extension appears in your browser's toolbar and you are ready to go.



The in-line cards help with basic suggestions, and the pop-up editor gives you additional feedback and lets you check the text for originality.



Available Anywhere

Browser Extensions + Google Docs



Grammarly works anywhere you write on the web. You can use it with your LMS, E-mail, Social Media, Blogs, Google Docs and many more.

Grammarly for Microsoft® Office



Dangling modifiers? Gone. Wordy sentences? A thing of the past. You can save your valuable time, because Grammarly Add-in works great with Word® and Outlook™

Android and iOS Apps



The mobile keyboard integrates seamlessly with all your mobile apps and your mobile browser, so you'll always look polished and professional, even on your phone.

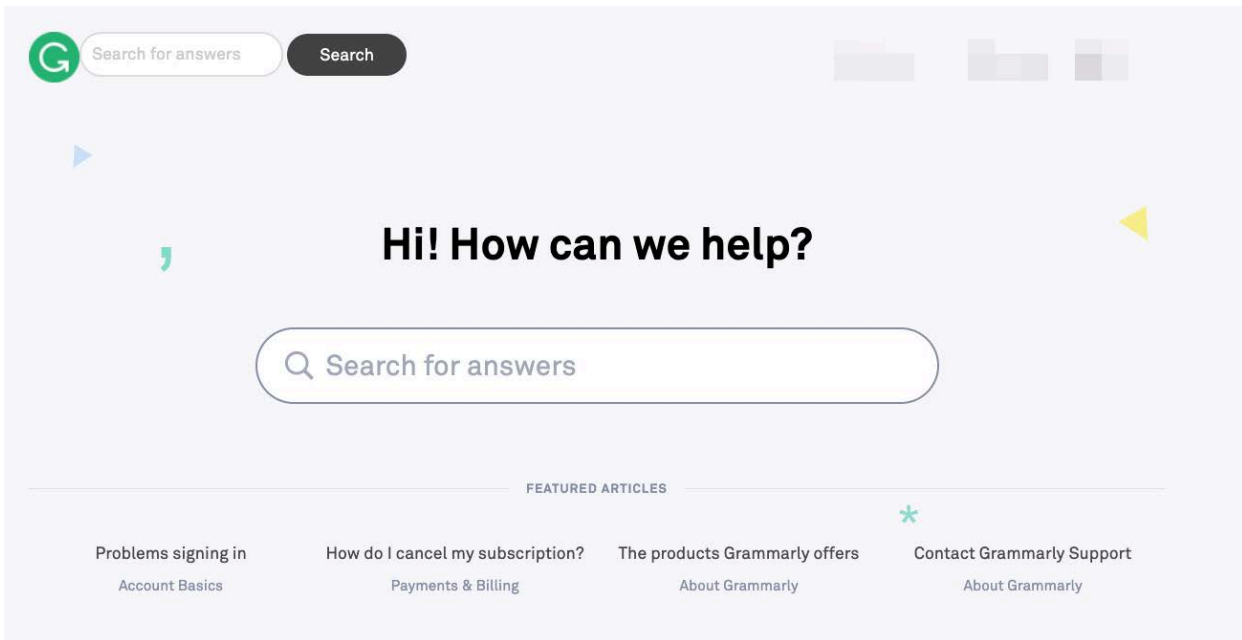
Desktop Apps



You can install the Grammarly app on Mac or Windows. Simply drag a file you would like to proofread into Grammarly application.

Have Questions?

Please visit our Support page (<https://support.grammarly.com>) for FAQ, tips and tutorials, articles and more.



Account Basics



Payments & Billing



Resolve Issues



About Grammarly



Tips & Tutorials



Business & Schools